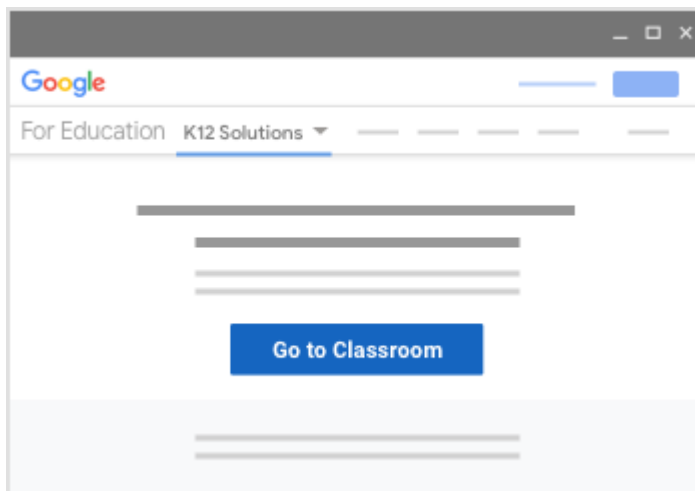
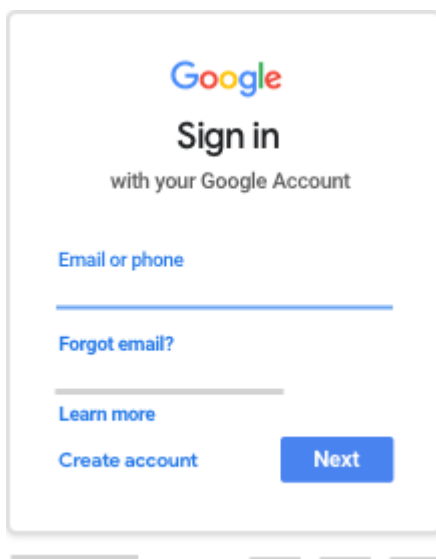


Sign in for the first time

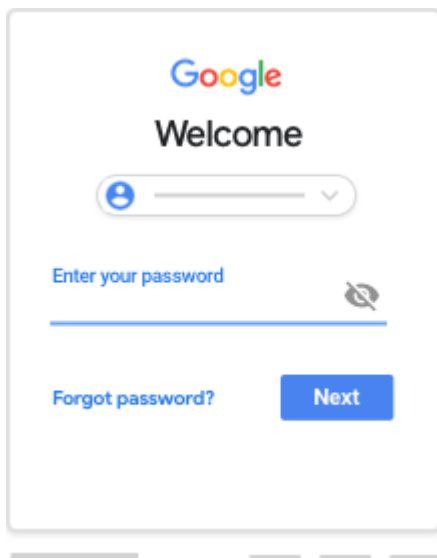
1. Go to classroom.google.com and click Go to Classroom.



2. Enter your username (this is unique to your child and looks like an email address. It ends in '@heberprimaryschool.com') and click Next.

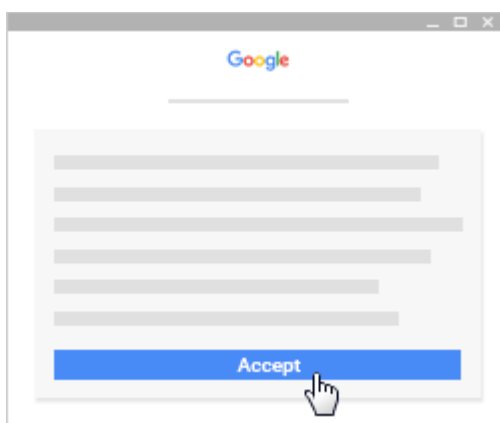


3. Enter your child's password and click Next.

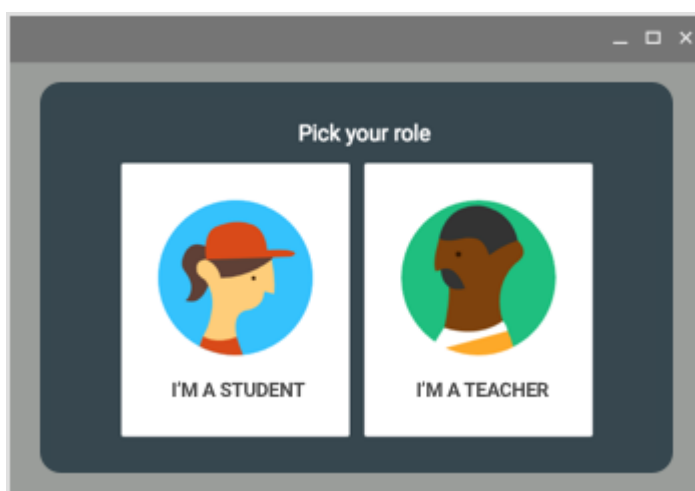


The image shows a Google 'Welcome' screen. At the top is the Google logo and the word 'Welcome'. Below this is a user selection dropdown menu. Underneath is a password entry field with the placeholder text 'Enter your password' and a toggle icon for visibility. At the bottom left is a link for 'Forgot password?' and at the bottom right is a blue 'Next' button.

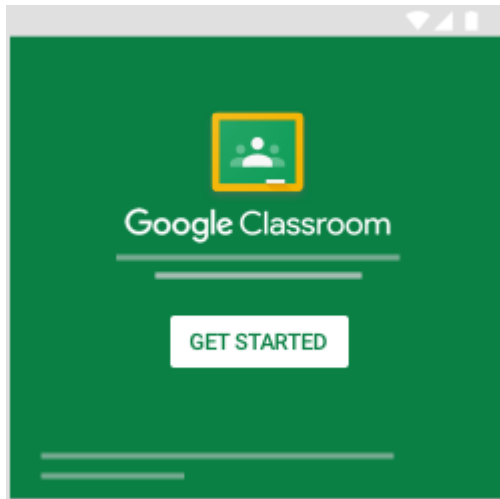
4. If there is a welcome message, read it and click Accept.



5. If you're using a G Suite for Education account, click I'm A Student or I'm A Teacher.
Note: Users with personal Google Accounts won't see this option.

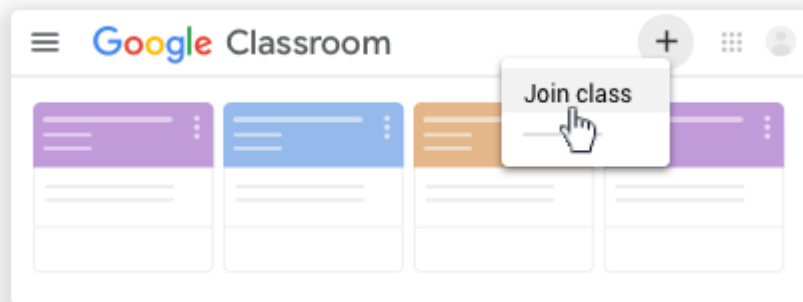


6. Click Get Started.



Join a class with a class code

1. Go to classroom.google.com.
2. At the top, click Add + > Join class.



3. Enter the relevant class code for your child's class (see table below) and click Join.
Please only join your child's class.

Class	Code	Class	Code
Nursery	fhlavtw	3A	cvx2fey
RC	enfgu6o	3P	wjg4llt
RE	x5mrziz	4P	irusthy
1H	odr7ol4	4S	tbulrlo
1L	j7wq3p3	5C	5pdfp6g
2B	lsx7uui	5M	62dpatz
2J	gyuvfxc	6F	4mou4wy
		6K	yqfxwv4

Join class

Class code

hjhmgrk

JOIN

