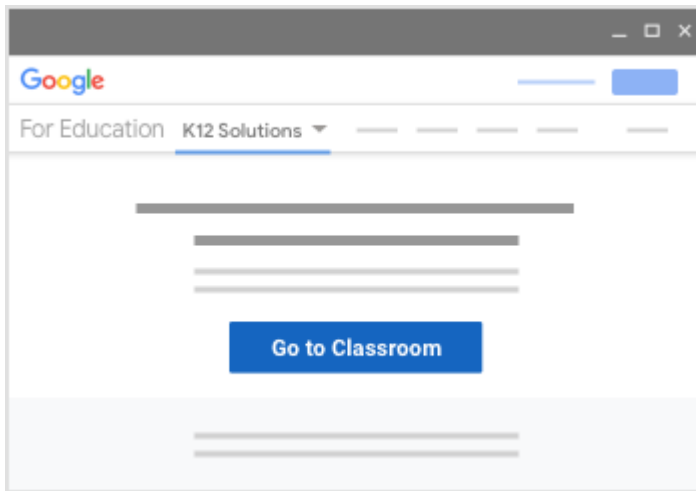
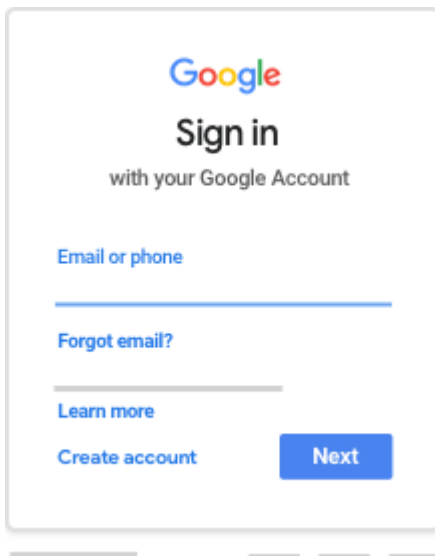


# Sign in for the first time

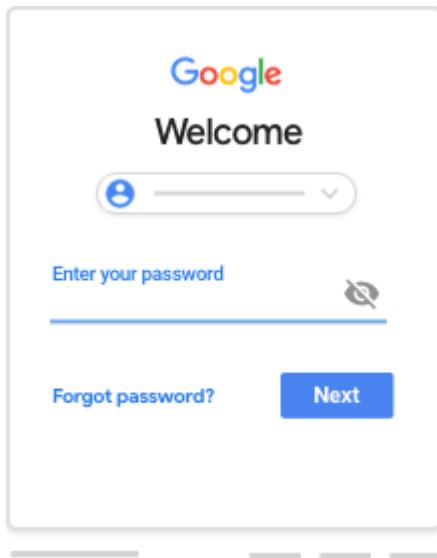
1. Go to [classroom.google.com](https://classroom.google.com) and click Go to Classroom.



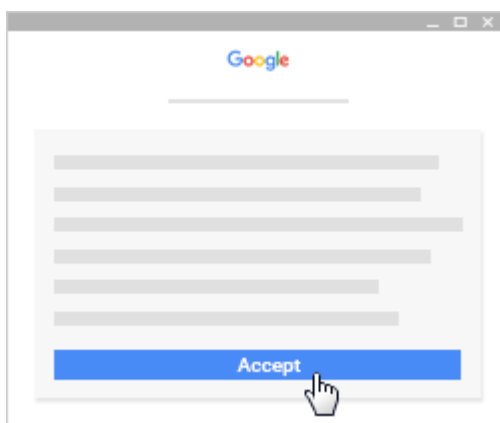
2. Enter your username (this is unique to your child and looks like an email address. It ends in '@heberprimaryschool.com') and click Next.



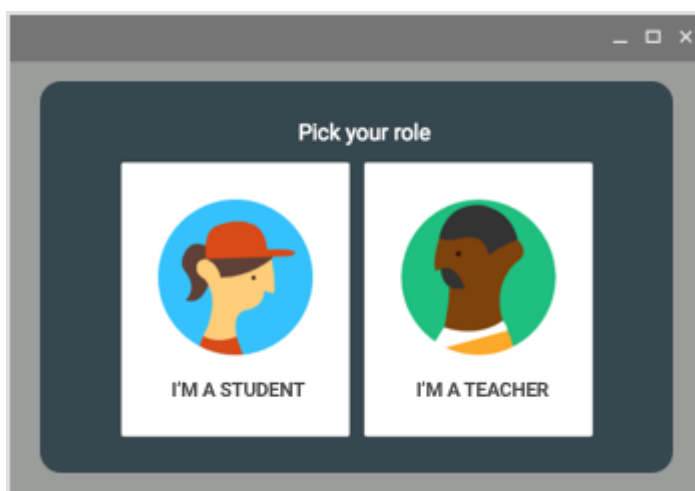
3. Enter your child's password and click Next.



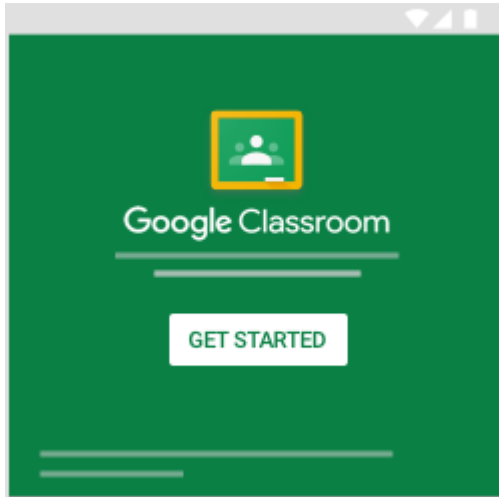
4. If there is a welcome message, read it and click Accept.



5. If you're using a G Suite for Education account, click I'm A Student or I'm A Teacher.  
Note: Users with personal Google Accounts won't see this option.

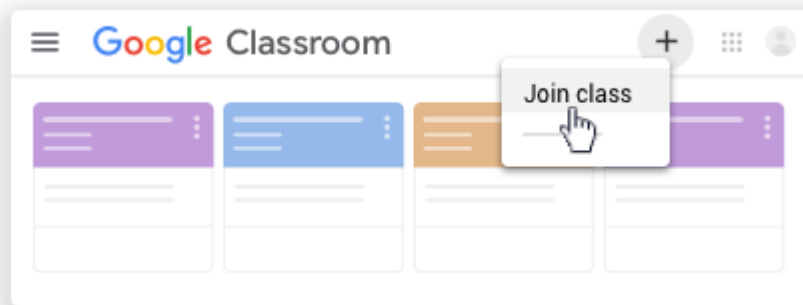


6. Click Get Started.



## Join a class with a class code

1. Go to [classroom.google.com](https://classroom.google.com).
2. At the top, click Add + > Join class.



3. Enter the relevant class code for your child's class (see table below) and click Join.  
**Please only join your child's class.**

Class	Code	Class	Code
Nursery	<b>fhlavtw</b>	3A	<b>cvx2fey</b>
RC	<b>enfgu6o</b>	3P	<b>wjg4llt</b>
RE	<b>x5mrziz</b>	4P	<b>irusthy</b>
1H	<b>odr7ol4</b>	4S	<b>tbulrlo</b>
1L	<b>j7wq3p3</b>	5C	<b>5pdfp6g</b>
2B	<b>lsx7uui</b>	5M	<b>62dpatz</b>
2J	<b>gyuvfxc</b>	6F	<b>4mou4wy</b>
		6K	<b>yqfxwv4</b>

Join class

Class code

**hjhmgrk**

JOIN

